

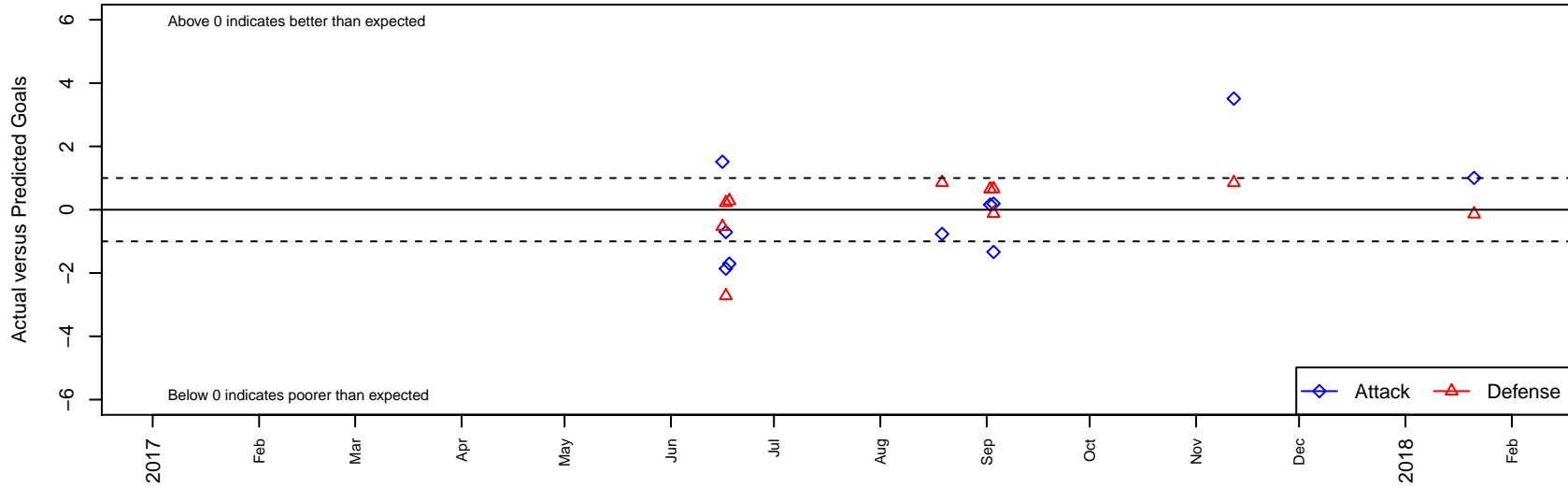
# NPSA Titans Navy G02

Nowland Premier SA  
 Bellevue, WA  
 G02 total strength=1590  
 attack=23.39 defense=10.22  
 fall league = PSPL WSPL U16

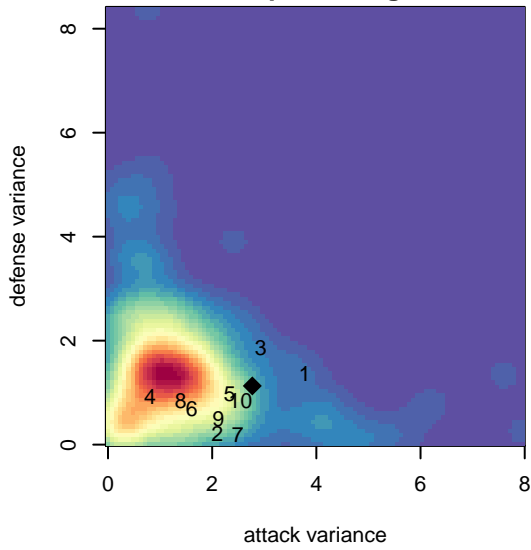
alt names used:  
 NPSA G02 Navy Bellevue  
 NPSA G02 Navy Bellevue  
 NPSA G02 Navy Bellevue

Venues played:  
 2017 Skagit Firecracker Div. 2 U16  
 2017 PSPL WSPL U16  
 2017 Labor Day Cup GU16

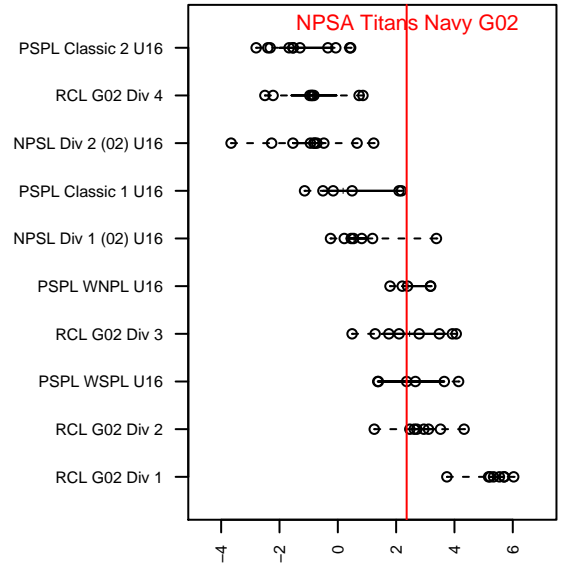
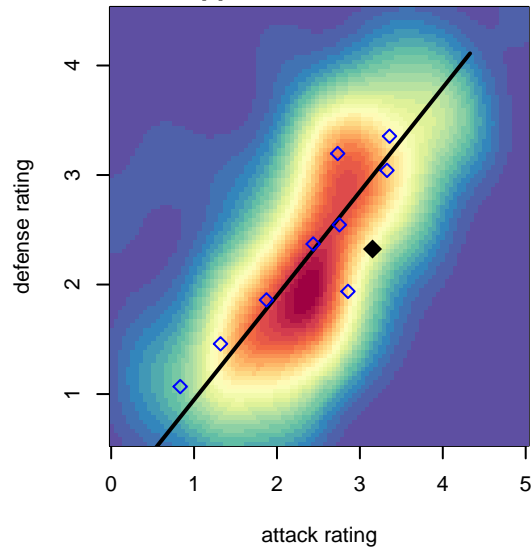
**NPSA Titans Navy G02**  
 Dots are actual minus expected GF (blue circles) and GA (red triangles).  
 Blue line is smoothed change in attack strength. Red is smoothed change in defense strength.



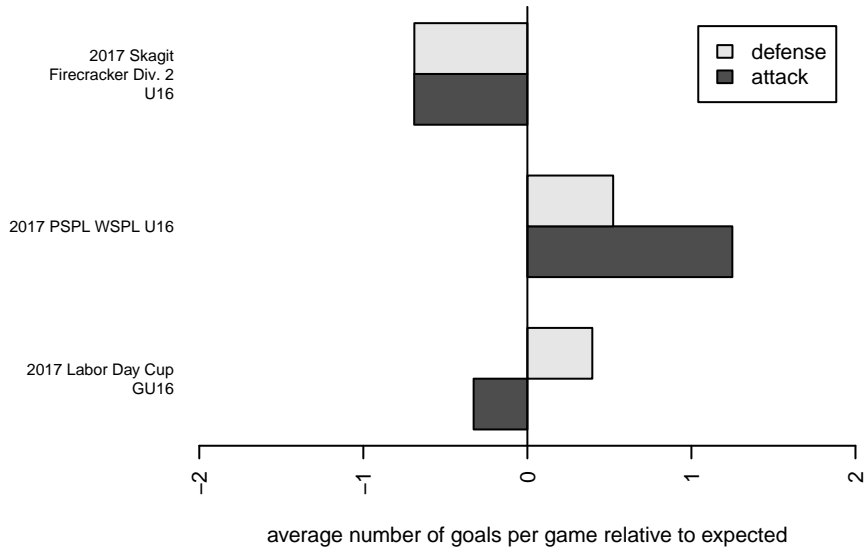
**attack and defense variance (black dot)  
relative to other teams  
and top 10 in region**



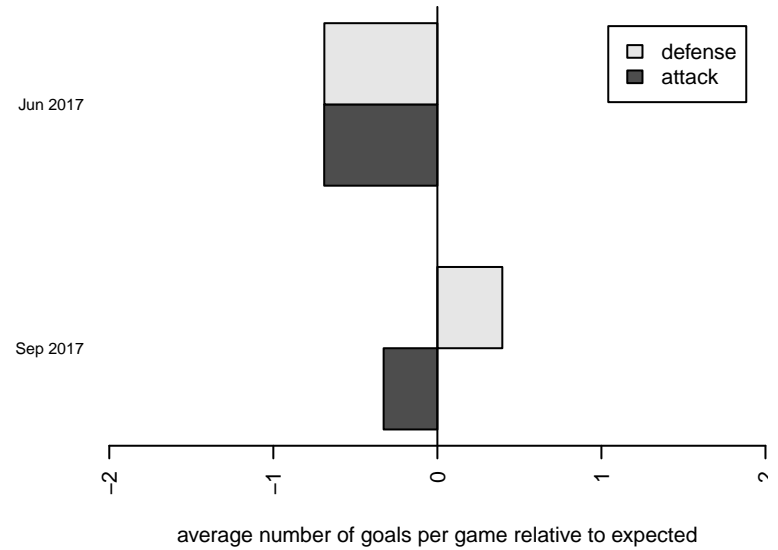
**attack and defense rating  
relative to others at age  
and all opponents in last 13 months**



**Performance relative to 13 month average**



**Performance relative to 13 month average**



<b>date</b>	<b>home</b>		<b>away</b>		<b>venue</b>	<b>pred.home</b>	<b>pred.away</b>
2018-01-21	NPSA Titans Navy G02	2	FPSC Fury Black G02	3	2017 PSPL WSPL U16	1.00	2.86
2017-11-12	NPSA Titans Navy G02	4	Wenatchee FC Black G02	2	2017 PSPL WSPL U16	0.49	2.85
2017-09-03	Alaska Eclipse G02	1	NPSA Titans Navy G02	1	2017 Labor Day Cup GU16	1.66	0.81
2017-09-03	NPSA Titans Navy G02	0	Kitsap Alliance Red G02	2	2017 Labor Day Cup GU16	1.34	1.88
2017-09-02	NPSA Titans Navy G02	3	Dragons FC G02	0	2017 Labor Day Cup GU16	2.84	0.65
2017-08-19	NPSA Titans Navy G02	2	Cheney Storm FC G02	1	2017 PSPL WSPL U16	2.77	1.86
2017-06-18	MRFC Blue G02	1	NPSA Titans Navy G02	0	2017 Skagit Firecracker Div. 2 U16	1.28	1.71
2017-06-17	MRFC Blue G02	4	NPSA Titans Navy G02	1	2017 Skagit Firecracker Div. 2 U16	1.28	1.71
2017-06-17	Cascade FC Green G02	0	NPSA Titans Navy G02	5	2017 Skagit Firecracker Div. 2 U16	0.22	6.86
2017-06-16	NPSA Titans Navy G02	6	Seattle United NE Blue G02	1	2017 Skagit Firecracker Div. 2 U16	4.49	0.47